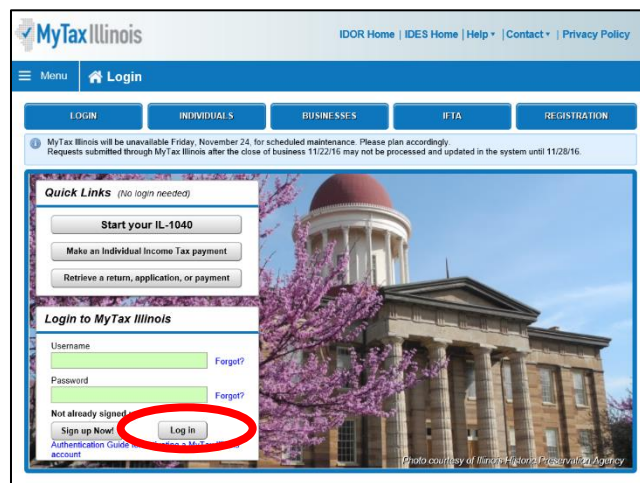


Tax Credit Scholarship Program

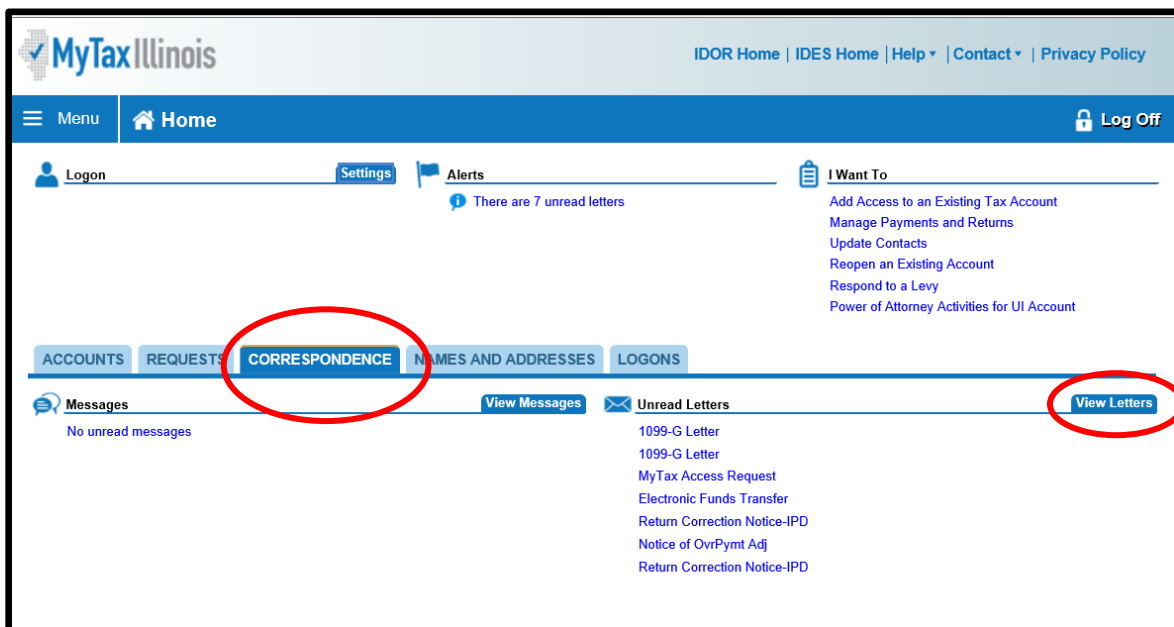
MyTax.Illinois.Gov — Downloading a Contribution Authorization Certificate (CAC)

The Tax Credit Scholarship Program (TCS) will help low-income students receive a quality education while reducing or eliminating your State of Illinois income tax liability. Once you have applied for the tax credit on the MyTax Illinois website, you will need to download and save a copy of your Contribution Authorization Certificate to make your donation. The steps below provide instructions for retrieving and downloading your Certificate.

STEP 1: Log on to your mytax.illinois.gov account



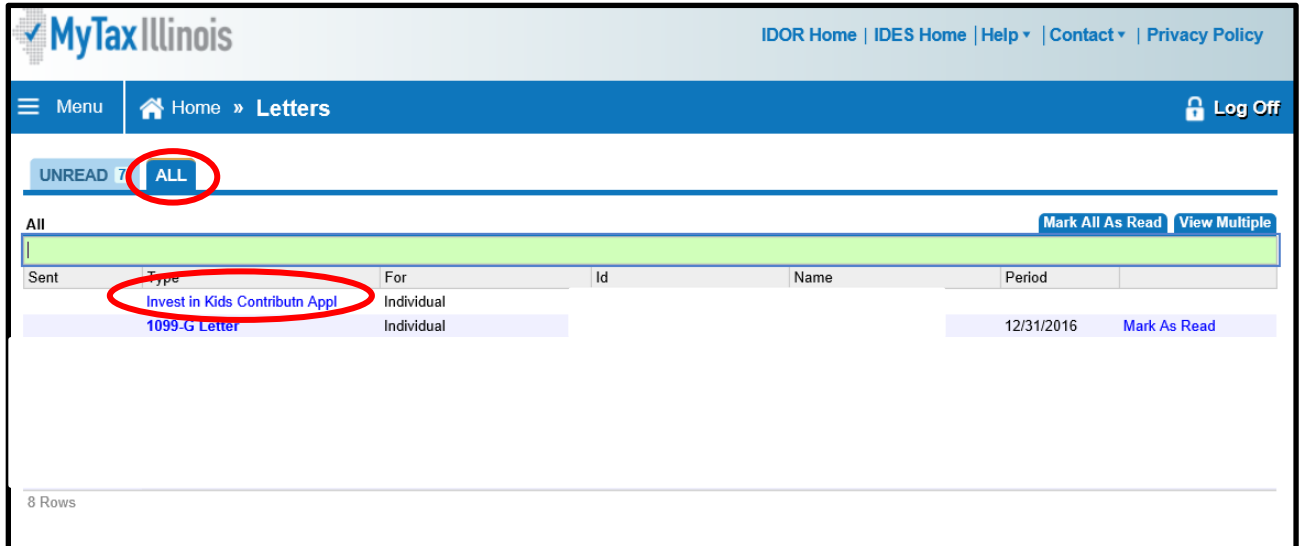
STEP 2: Click the “Correspondence” tab and then click “View Letters” to the right.



TaxCredit Scholarship Program

MyTax.Illinois.Gov — Downloading a Contribution Authorization Certificate (CAC)

STEP 3: On the new screen, click the “ALL” tab. Your Contribution Authorization Certificate will be on this page listed as “Invest in Kids Contribution Appl.” Click on the certificate link and a new window will appear that will allow you to download and save your Contribution Authorization Certificate.



The screenshot shows the MyTax Illinois web interface. At the top, there is a navigation bar with the MyTax Illinois logo and links for IDOR Home, IDES Home, Help, Contact, and Privacy Policy. Below this is a secondary navigation bar with a Menu icon, Home » Letters, and a Log Off button. The main content area has two tabs: UNREAD (7) and ALL (selected). Below the tabs is a search bar and a table of letters. The table has columns for Sent, Type, For, Id, Name, and Period. One row is visible, with the Type column containing the text 'Invest in Kids Contributn Appl' and a link '1099-G Letter'. The Period column shows '12/31/2016' and a 'Mark As Read' button. At the bottom left, it says '8 Rows'.

Sent	Type	For	Id	Name	Period	
	Invest in Kids Contributn Appl 1099-G Letter	Individual			12/31/2016	Mark As Read